



# ADORNED

by Rebecca Nunn

*Life*

sold exclusively at

Michael's®

Where Creativity Happens™



# ADORNED

by Rebecca Nunn

*Life*

The unhurried passage of time, the mystery of a forgotten era, the promise of undiscovered treasures. These are just some of the influences that have inspired Rebecca Nunn since childhood. Now, these influences are reflected in Adorned Life — Rebecca's new line of Limited Edition jewelry components available exclusively at Michaels.

Adorned Life was designed to allow crafters of all skill levels to create jewelry that is personal, beautiful, and infused with meaning. Unique in both quality and versatility, each piece beckons with the sensory richness of the Old World, the enchantment of Renaissance iconography. Chain fragments with faceted- and domed-glass accents provide sumptuous textures that can be easily combined to create bracelets, chokers, short or long necklaces. Decorate your fragments with a host of possibilities, from pendants, to gems, to charms.

Adorned Life pendants are substantial and generous in weight and feel. All are double-sided and richly crafted. Their timeless beauty might evoke the sundrenched Tuscan landscape, the grace of Botticelli's Venus, or the character of an ancient Roman coin. Explore the secrets held in exquisite small charms, or open a bejeweled locket that holds a key to a story all your own. Lavish toggle clasps might become the featured decoration on any finished adornment. Textured connector rings, bead caps, and jeweled headpins can also add unexpected accents to your creations.

With a few basic tools, your unique inspiration, and a small amount of time, our new line lets you make elegant adornments with personal flair. Effortlessly.

ADORNED LIFE by Rebecca Nunn  
The effortless beauty of timeless elegance

## Renaissance Pendants




## Roman Coin Pendants




## Jeweled Pendants



## Locket Pendants



## Glass Locket Pendants




## Pendant Sets



## Charms Set



## Findings Pack



## Toggle Sets



# Chain Fragments





## PROJECT

Project Title: Bonfilia – Gold Locket Necklace

Designed by: Rebecca Nunn

Date: October 1, 2011

Product used for: Adorned Life Project Sheets

Skill Level: Beginner

Project time duration: 30 minutes

## MATERIALS

Adorned Life by Rebecca Nunn

ROCOCO GOLD AMBER CHAIN #bn20177-107

ROCOCO GOLD RECTANGLE LOCKET #bn20124-107

#bn20124-107

ROCOCO GOLD SAPPHIRE CHAIN #bn20178-107

BEAD CAPS #bn20165-123

JUMP RINGS/JWELEDED HEADPINS/EAR WIRES

#bn20161-123

ROCOCO GOLD CHARM SET #bn20160-107

## INSTRUCTIONS

Step 1: Layout your ROCOCO GOLD AMBER CHAIN (BN20177-107) flat on your work surface. Detach the three large, flat-hammered links and the 1.5" from the chain on the left hand side, above the amber-colored connector. Detach 3 small links from the 1.5" small chain. I use two needle-nose pliers to hold a link and gently twist until it opens enough to detach.

Step 2: Open one of the three large flat-hammered links of the chain that were detached in Step 1 and attach it onto the ROCOCO GOLD RECTANGLE LOCKET (BN20124-107). Use this flat-hammered link to attach the locket to the bottom strand of the ROCOCO GOLD AMBER CHAIN (BN20177-107) creating your focal point pendant.

Step 3: Remove the sapphire pendant from the ROCOCO GOLD SAPPHIRE CHAIN (BN20178-107) and save for another beautiful project. Determine the center point of the chain and open up two of the rectangle shaped links so you have two even halves. Remove one of the double links from the end of this chain to use as a jump ring in the next step.

Step 4: On the left-hand side of ROCOCO GOLD AMBER CHAIN (BN20177-107) attach the rectangle-shaped link from Step 3 onto the amber-colored connector. Connect the ruby charm from the ROCOCO GOLD CHARM SET (BN20160-107) to this link.

Step 5: Attach the remaining two large flat-hammered links from Step 1 onto the ruby charm. Connect the three remaining links from the small chain from Step 1 to the flat-hammered links.

Step 6: Attach a round jump ring from the JUMP RINGS/JWELEDED HEADPINS/EAR WIRE PACK (#BN20161-123) to the ROCOCO GOLD AMBER CHAIN (BN20177-107). Connect the two equal halves of ROCOCO GOLD SAPPHIRE CHAIN (BN20178-107) you created in step 3 to these round jump rings.

Step 7: Create the flower toggle. Using your JWELEDED HEADPINS (BN20161-123), start to assemble the interior petals of the flower by threading the jeweled headpin through various sizes of bead caps. Once your flower is assembled, use the cutters to snip off the excess wire from the headpin (it will be about 1/2"). Form a loop with the needle-nose pliers. Attach your finished flower to one end of the necklace.


Step 8: Make a chain loop to slip the flower through, forming your finished clasp. Using the 1.5" of the smaller chain from step 1, attach the smaller size chain onto the other end of your necklace by opening up the last link and attaching on both ends of the 1.5" chain.



Elements of Expression is a line of customizable jewelry that responds to your individuality. From a lush array of interchangeable pieces springs an infinite number of possibilities. Timeless elegance has never been this effortless.



Elements of Inspiration is our original, full line of products and findings that help you create unique pieces of wearable art. Build elegant jewelry, or something entirely of your own inspiration, with the high-quality offerings you've come to expect from Nunn Design.



Adorned Life is a new line of Limited Edition jewelry components available exclusively at Michaels. Each unique element conjures the enchantment of the Old World, and all combine to create finished pieces of timeless elegance and sumptuous beauty. Craft personalized adornments — effortlessly — in just a few easy steps with Adorned Life by Rebecca Nunn.



# NUNN DESIGN™

---

It began in the expansive wilds of Alaska. There, in the land of the midnight sun, Rebecca Nunn first discovered her budding sensibilities as an artist, and entrepreneur. Shaped by the unhurried passage of time and breathtaking natural beauty around her, Rebecca developed a deep love for the road less traveled — the unrushed exploration of hidden byways, beckoning with undiscovered treasures. This, coupled with a burning desire to craft and create became the foundation for what would one day be Nunn Design.

Drawn into the wider world at age 17, Rebecca received a scholarship that brought her to the north of Italy where she lived for 12 months as a foreign exchange student. There, she was surrounded by brand new forms of beauty, and a sensory richness she'd never before experienced: the enchantment of Renaissance iconography, gilt metal hooks, skeleton keys, gold leaf frames, antique clocks, and the moment-to-moment flow of artistic exploration. It was a year that changed Rebecca's life, and fueled her full immersion into graphic design, art, and entrepreneurship. Adventures to Australia, Bali, and other parts of Europe followed over the ensuing years, each trip yielding new inspirations.

Ultimately, Rebecca returned to the Pacific Northwest filled with the passion to create a special kind of company — one that would foster connection, build community, and facilitate the creation of beauty.

Today, Nunn Design is the realization of that dream: a small company, producing findings of the highest quality, with generational artisans based in the United States. Our vibrant, extended family produces uniquely classic, handcrafted pieces, each individually inspected down to the detail. And all of this is driven by Nunn Design's commitment to supporting the individuality and creative vision of each of you, our esteemed customers and enthusiasts. We are devoted to fostering the inspired expression of your distinctive voice. And we are honored and delighted to help you follow your art.

---

NUNN DESIGN, PO BOX 1470 Port Townsend, WA 98368