

2020

PANTONE CHEATSHEET:

MAKE THESE PANTONE COLORS WITH NUNN DESIGN 2-PART RESIN AND CASTIN' CRAFTS OPAQUE PIGMENTS!

Step 1: Mix Nunn Design 2-Part Resin. Step 2: Pour 1 tsp into a separate mixing cup.
Step 3: Follow color formulas. Step 4: Stir thoroughly.



NUNN DESIGN
RESIN KIT (*reskit*)
2 - 4oz bottles
Sticks & cups included



CASTIN' CRAFTS
OPAQUE PIGMENTS (*ccop*)
Use this with our Nunn Design Resin



A. LEAD 1

Pantone 17-4408

Formula:

- 1 large toothpick tip White
- 1 tiny toothpick tip Blue
- 2 large toothpick tips Black

B. LEAD 2

Pantone 17-4408

Formula:

- 1 large toothpick tip White
- 1 tiny toothpick tip Blue
- 3 large toothpick tips Black

C. MERCURY 1

Pantone 14-4502

Formula:

- 1 large toothpick tip White
- 1 tiny toothpick tip Black
- 1 spec Blue
- 1 tiny toothpick tip Yellow

D. MERCURY 2

Pantone 14-4502

Formula:

- 1 large toothpick tip White
- 1 toothpick tip Black
- 1 tiny toothpick tip Black
- 1 spec Blue
- 1 tiny toothpick tip Yellow

E. LAVENDER 1

Pantone 15-3817

Formula:

- 1 tiny toothpick tip Blue
- 1 toothpick tip Red
- 1 toothpick tip White

F. LAVENDER 2

Pantone 15-3817

Formula:

- 1 tsp Nunn Design Resin
- 1 tiny toothpick tip Blue
- 1 toothpick tip Red
- 2 toothpick tips White

G. BISCAY GREEN 1

Pantone 15-5718

Formula:

- 1 large toothpick tip White
- 1 tiny toothpick tip Blue
- 2 tiny toothpick tips Yellow

H. BISCAY GREEN 2

Pantone 15-5718

Formula:

- 2 large toothpick tips White
- 1 toothpick tip Blue
- 1 toothpick tip Yellow

I. FEDERAL BLUE 1

Pantone 18-4029

Formula:

- 1 large toothpick tip White
- 1 large toothpick tip Blue
- 1 large toothpick tip Red
- 1 tiny toothpick tip Red

J. FEDERAL BLUE 2

Pantone 18-4029

Formula:

- 1 large toothpick tip White
- 1 large toothpick tip Blue
- 1 large toothpick tip Red
- 2 tiny toothpick tip Red

K. GRAPE COMPOTE 1

Pantone 18-3513

Formula:

- 2 large toothpick tips White
- 1 large toothpick tip Blue
- 1 large toothpick tip Red

L. GRAPE COMPOTE 2

Pantone 18-3513

Formula:

- 2 large toothpick tips White
- 1 toothpick tip White
- 1 large toothpick tip Blue
- 1 large toothpick tip Red

M. GRAPE COMPOTE 3

Pantone 18-3513

Formula:

- 2 large toothpick tips White
- 1 toothpick tip White
- 1 large toothpick tip Blue
- 1 large toothpick tip Red
- 1 toothpick tip Red

N. GULF STREAM 1

Pantone 14-4511

Formula:

- 1 large toothpick tip White
- 1 tiny toothpick tip Blue

O. GULF STREAM 2

Pantone 14-4511

Formula:

- 2 large toothpick tips White
- 1 tiny toothpick tip Blue

P. CABBAGE 1

Pantone 13-5714

Formula:

- 2 large toothpick tips White
- 2 tiny toothpick tips Blue
- 1 tiny toothpick tip Yellow

Q. CABBAGE 2

Pantone 13-5714

Formula:

- 2 large toothpick tips White
- 1 toothpick tip White
- 3 tiny toothpick tips Blue
- 1 tiny toothpick tip Yellow

R. MULBERRY 1

Pantone 17-3014

Formula:

- 1 large toothpick tip White
- 1 large toothpick tip Red
- 2 tiny toothpick tips Blue

S. ROOIBAS 1

Pantone 18-1355

Formula:

- 1 large toothpick tip Red
- 1 toothpick tip Brown
- 1 tiny toothpick tip White

T. ROOIBAS 2

Pantone 18-1355

Formula:

- 1 large toothpick tip Red
- 2 toothpick tips Brown
- 1 tiny toothpick tip Yellow
- 1 toothpick tip White

U. CORAL PINK 1

Pantone 14-1318

Formula:

- 1 tsp Nunn Design Resin
- 1 large toothpick tip White
- 1 toothpick tip Red
- 1 toothpick tip Brown

V. CORAL PINK 2

Pantone 14-1318

Formula:

- 1 large toothpick tip White
- 1 toothpick tip Red
- 1 toothpick tip Brown
- 1 toothpick tip White

W. SUNLIGHT 1

Pantone 13-0822

Formula:

- 1 large toothpick tip Yellow
- 1 toothpick tip White
- 1 tiny toothpick tip Brown

X. SUNLIGHT 2

Pantone 13-0822

Formula:

- 1 large toothpick tip Yellow
- 2 large toothpick tips White
- 1 tiny toothpick tip Brown

Y. SUNLIGHT 3

Pantone 13-0822

Formula:

- 1 large toothpick tip Yellow
- 3 large toothpick tips White
- 1 tiny toothpick tip Brown

"toothpick tip"

"tiny toothpick tip"

"large toothpick tip"



The Castin' Craft Opaque Pigments are very potent. Let's define what a "tiny toothpick tip," a "toothpick tip" and "large toothpick tip" amount of colorant should look like. This is not an exact science. If you don't get the exact amount, your color will still come out fairly close.

2019


PANTONE CHEATSHEET:

MAKE THESE PANTONE COLORS WITH NUNN DESIGN 2-PART RESIN AND CASTIN' CRAFTS OPAQUE PIGMENTS!

Step 1: Mix Nunn Design 2-Part Resin. Step 2: Pour 1 tsp into a separate mixing cup.
Step 3: Follow color formulas. Step 4: Stir thoroughly.



NUNN DESIGN
RESIN KIT (*reskit*)
2 - 4oz bottles
Sticks & cups included



CASTIN CRAFTS
OPAQUE PIGMENTS (*ccop*)
Use this with our Nunn Design Resin

A. TURMERIC 1

Pantone 15-1264

Formula:

2 large toothpicks Yellow
1 tiny toothpick tip Red

B. TURMERIC 3

Pantone 15-1264

Formula:

2 large toothpicks Yellow
1 tiny toothpick tip Red
1 tiny toothpick tip White

C. ECLIPSE 1

Pantone 19-3810

Formula:

2 large toothpicks Yellow
1 large toothpick Blue
2 large toothpicks Black

D. TOFFEE 1

Pantone 18-1031

Formula:

2 large toothpicks Brown

E. TOFFEE 2

Pantone 18-1031

Formula:

2 large toothpicks Brown
1 tiny toothpick tip White

F. PINK PEACOCK 1

Pantone 18-2045

Formula:

3 large toothpicks Red
1 tiny toothpick tip Yellow
1 tiny toothpick tip Blue

G. FIESTA 1

Pantone 17-1564

Formula:

2 large toothpicks Yellow
1 large toothpick Red

I. FIESTA 3

Pantone 17-1564

Formula:

2 large toothpicks Yellow
1 tiny toothpick tip Red

J. FIESTA 4

Pantone 17-1564

Formula:

2 large toothpicks Yellow
1 tiny toothpick tip Yellow
1 large toothpick Red
1 tiny toothpick tip White

K. JESTER RED 1

Pantone 19-1862

Formula:

1 tsp Nunn Design Resin
1 large toothpick Red
2 large toothpicks Black

L. JESTER RED 2

Pantone 19-1862

Formula:

1 tsp Nunn Design Resin
1 large toothpick Red
3 large toothpicks Black

M. LIVING CORAL 1

Pantone 16-1546

Formula:

1 tiny toothpick tip Red
1 tiny toothpick tip White
1 large toothpick Yellow

N. LIVING CORAL 2

Pantone 16-1546

Formula:

1 tiny toothpick tip Red
1 tiny toothpick tip White
2 large toothpicks Yellow

"toothpick tip"

"tiny toothpick tip"

"large toothpick tip"



The Castin' Craft Opaque Pigments are very potent.

Let's define what a "tiny toothpick tip," a "toothpick tip" and "large toothpick tip" amount of colorant should look like. This is not an exact science.

If you don't get the exact amount, your color will still come out fairly close.


2018 PANTONE CHEATSHEET:

MAKE THESE PANTONE COLORS WITH NUNN DESIGN 2-PART RESIN AND CASTIN' CRAFTS OPAQUE PIGMENTS!

Step 1: Mix Nunn Design 2-Part Resin. Step 2: Pour 1 tsp into a separate mixing cup.
Step 3: Follow color formulas. Step 4: Stir thoroughly.



NUNN DESIGN
RESIN KIT (*reskit*)
2 - 4oz bottles
Sticks & cups included



CASTIN CRAFTS
OPAQUE PIGMENTS (*ccop*)
Use this with our Nunn Design Resin



A. PINK ICING

Pantone 15-1717 TPX

Formula:

- 2 toothpick tips White
- 3 tiny toothpick tips Red

B. SILT GREEN

Pantone 14-5706 TPX

Formula:

- 1 tiny toothpick tip Blue
- 1 toothpick tip Yellow
- 2 toothpick tips White
- 2 toothpick tips Black

C. LILAC GRAY

Pantone 16-3905 TCX

Formula:

- 2 toothpick tips Black
- 1 tiny toothpick tip Black
- 3 toothpick tips White
- 1 tiny toothpick tip Blue
- 1 tiny toothpick tip Red

D. CELERY GREEN

Pantone 13-0532 TPX

Formula:

- 2 toothpick tips Black
- 1 tiny toothpick tip Black
- 3 toothpick tips White
- 1 tiny toothpick tip Blue
- 1 tiny toothpick tip Red

E. LAVENDER HERB

Pantone 16-3310 TPX

Formula:

- 1 tiny toothpick tip Blue
- 1 toothpick tip Red
- 2 toothpick tips White

F. TANGERINE

Pantone 15-1247 TPX

Formula:

- 1 tiny toothpick tip Red
- 1 toothpick tip White
- 2 toothpick tips Yellow

G. MIMOSA

Pantone 15-1247 TPX

Formula:

- 3 toothpick tips White
- 3 toothpick tips Yellow
- 1 tiny toothpick tip Red
- 1 tiny toothpick tip Brown

H. SERENITY

Pantone 15-3919 TCX

Formula:

- 1 toothpick tip Black
- 2 toothpick tips White
- 1 tiny toothpick tip Blue
- 1 tiny toothpick tip Red

I. BLUE

Pantone 2171 U

Formula:

- 1 tiny toothpick tip Blue
- 2 toothpick tips White
- 1 tiny toothpick tip Yellow

J. EGGPLANT

Pantone 2695 CP

Formula:

- 1 toothpick tip Blue
- 2 toothpick tips Red
- 2 toothpick tips White

K. PEWTER CAST

Pantone P174-3 U

Formula:

- 2 toothpick tips Black
- 2 toothpick tips White

L. CORAL

Pantone 2346 U

Formula:

- 1 toothpick tip White
- 1.5 toothpick tips Yellow
- 3 tiny toothpick tips Red

"toothpick tip"

"tiny toothpick tip"

"large toothpick tip"



The Castin' Craft Opaque Pigments are very potent.

Let's define what a "tiny toothpick tip," a "toothpick tip" and "large toothpick tip" amount of colorant should look like. This is not an exact science.

If you don't get the exact amount, your color will still come out fairly close.


2017 PANTONE CHEATSHEET:

MAKE THESE PANTONE COLORS WITH NUNN DESIGN 2-PART RESIN
AND CASTIN' CRAFTS OPAQUE PIGMENTS!

Step 1: Mix Nunn Design 2-Part Resin. Step 2: Pour 1 tsp into a separate mixing cup.
Step 3: Follow color formulas. Step 4: Stir thoroughly.



NUNN DESIGN
RESIN KIT (*reskit*)
2 - 4oz bottles
Sticks & cups included



CASTIN' CRAFTS
OPAQUE PIGMENTS (*ccop*)
Use this with our Nunn Design Resin

A. PRIMROSE YELLOW

Pantone 13-0755 TPX

Formula:

2 toothpick tips Yellow
1 toothpick tip White
2 toothpick tips Brown

B. PINK YARROW

Pantone 17-2034 TCX

Formula:

2 toothpick tips Red
2 tiny toothpick tips Blue
3 toothpick tips White

C. PALE DOGWOOD

Pantone 13-1404 TPX

Formula:

1 tiny toothpick tip Red
8 toothpicks tips White
5 toothpicks tips Brown

D. NIAGARA

Pantone 17-4123 TPX

Formula:

1 toothpick tip Blue
3 toothpick tips Black
3 toothpick tips White

E. ISLAND PARADISE

Pantone 14-4620 TCX

Formula:

1 tiny toothpick tip Blue
1 tiny toothpick tip Yellow
4 toothpicks tips White

F. KALE

Pantone 18-0107 TCX

Formula:

4 toothpick tips Yellow
1 tiny toothpick tip Blue
2 toothpick tips Black
1 toothpick tip White

G. FLAME

Pantone 17-1462 TPX

Formula:

1 toothpick Red
2 toothpick Yellow
1 toothpick White
1 toothpick Brown

H. LAPIS BLUE

Pantone 19-4045 TCX

Formula:

3 toothpick tips Blue
1 toothpick tip White
1 toothpick tip Black

"toothpick tip"

"tiny toothpick tip"

"large toothpick tip"



The Castin' Craft Opaque Pigments are very potent.

Let's define what a "tiny toothpick tip," a "toothpick tip" and "large toothpick tip" amount of colorant should look like. This is not an exact science.

If you don't get the exact amount, your color will still come out fairly close.